

# || BASSpak ||



*A powerful, wearable haptic subwoofer  
at an affordable price*

# Table of Contents

<b>Introduction.....</b>	<b>1</b>
<b>Set Up .....</b>	<b>2</b>
<b>Turning On &amp; Intensity .....</b>	<b>3</b>
<b>Headphone Connection.....</b>	<b>4</b>
<b>Bluetooth Pairing .....</b>	<b>5</b>
<b>FAQs.....</b>	<b>6</b>
<b>Pairing with Silent Sound System®.....</b>	<b>7</b>
<b>Accessories.....</b>	<b>8</b>
<b>Registration.....</b>	<b>10</b>



# Introduction

## ***Congratulations on your purchase of a new BASSpak!***

***Feel the music!*** A unique tactile listening experience for music lovers, gaming, on-stage monitoring, silent discos, holistic sound healing, music production, therapy, the hard of hearing, and more!

### **Included in your BASSpak® Pak-age:**

- BASSpak®
- 3.5 mm Audio Cable
- BASSpak® Charging Cable
- AW Pro Headphones (Optional)
- BASSpak® Guide

### **Features:**

- Adjustable Straps for Comfortable Fit
- Built-in rechargeable Nickel-Metal Hydride battery with 6-8 hour life
- Simple Plug & Play setup
- Professional sound quality (No Latency)
- Adjustable Vibration Intensity:  
High: 30dbm
- 3.5mm Aux In and Bluetooth Connectivity



# Set Up

## **Please read and follow these instructions before using your BASSpak®**

Secure BASSpak® to your back using the multi-point strapping system. BASSpak® should have full contact with the center of your back just below your shoulders. Be sure to connect pectoral straps.

Use this as a start to get used to feeling tactile sound. We recommend trying out different placements of the BASSpak® to find the optimal positioning for your specific comfort and to get the BASSpak “in tune” with your body. The type of clothing worn, body placement and input level can all affect your experience.

### ***FIT AND ADJUSTABILITY***

The BASSPAK® is designed to fit tightly on your body. The more physical contact the unit has with your back, the better the experience will be. The BASSPAK® has been ergonomically designed to fit the contours of your back naturally. The cover is water-resistant but not waterproof. Do not immerse in water! The BASSPAK® can be cleaned with a damp cloth and a mild detergent.



### ***SHOULDER STRAP***

Strap the BASSPAK® on as shown in the illustration. Adjust both shoulder straps near armpit if necessary so that it fits tightly against your body. The shoulder strap can be pulled down to tighten.

### ***CHEST STRAP***

The chest strap can be adjusted. Once you have found the proper location that feels good clip the buckle to secure.

### ***OPTIONAL WAIST STRAP***

The optional waist strap can be adjusted and buckled to secure.

## Turning On & Intensity

Before powering on the device make sure that the intensity knob is set at the lowest level.

**Toggle the on/off switch to turn BASSpak® on.**

Connect your audio device such as phone or mp3 player by using provided auxiliary cable. (See page 5 to pair with Bluetooth)

Set the headphone level from your listening device/output source so that you can hear the music above a normal conversational volume, the music should sound full and detailed in your headphones. If too loud, audio will be distorted and uncomfortable.



For best results turn up the volume from your audio source 80% to full volume.

**SLOWLY** turn up the BASSpak® intensity level (clockwise) and stop when you reach a comfortable level.

The intensity curve of the BASSpak® is linear in response from 0 - 100% for maximum accuracy when listening, writing and mixing, making the BASSpak® an extremely accurate and effective tool for creating and mixing music to a professional level.



## Headphone Connection



**Connect your own wired headphones** or the optional AW PRO Dynamic Headphones (over-ear design, featuring 50mm drivers, which deliver a full range of sound, excellent bass response, and no distortion at high volumes.)

The 1/8" connection (1/4" adapter included) allows easy connectivity to BASSpak® and other audio applications.

Comfortable cushions prevent ear fatigue, headband is adjustable, and headphones swivel to fit included travel case.

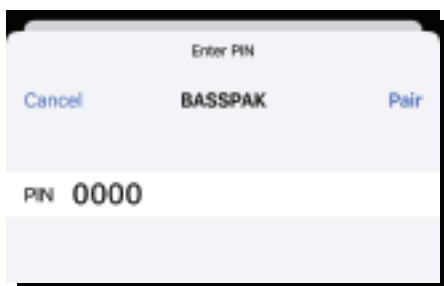
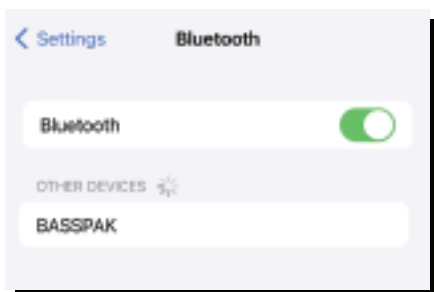


## ***Bluetooth Pairing***

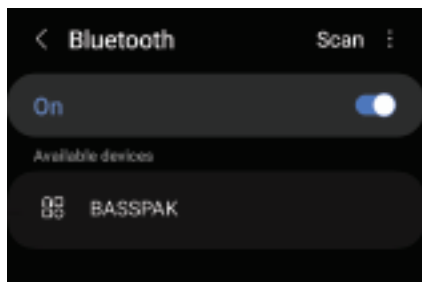
For Bluetooth pairing turn on BASSpak® so it is visible to source, the Bluetooth LED will turn on and flash blue and red. Search for 'BASSPAK' in your transmitting device's Bluetooth settings and pair with it as per the manufacturer's recommendations. When successfully paired the blue LED will turn solid.

Note that plugging in the line-in cable will automatically turn off Bluetooth and will disrupt streaming.

### ***Apple***



### ***Android***



## ***Frequently Asked Questions***

### ***Can I connect to my mp3 player/smartphone/laptop?***

Of course! BASSpak® is plug and play. Simply use the provided 3.5 mm audio cable to connect devices such as smartphones, VR headsets, mp3 players, etc. or connect via Bluetooth.

### ***How long does a charge last?***

A fully charged BASSpak® can last for 6-8 hours of play.

### ***How quickly does it take for the BASSpak® battery to fully charge?***

The BASSpak® battery takes 1-3 hours to reach full charge.

### ***What are the main uses for BASSpak®?***

Music lovers, gaming, on-stage monitoring, silent discos, holistic sound healing, music production, art installations, DJing, therapy, guided meditation, those who have hearing impairments, and more! It can be as versatile as you are!


Feel club-level physical bass from 5-130 Hz without disturbing those around you. BASSpak® provides the physical dimension to sound, allowing you to truly feel low frequencies.



# ***Pairing with Silent Sound System®***

## ***Your Noise Ordinance Solution***

Silent Sound System® can ward off even the fussiest of neighbors! There will be no more unnecessary visits from the authorities resulting from loud music, so you can keep the party going all night long! Use provided AUX cable to connect Silent Sound System® headphones.



## ***Sensory Friendly and Inclusive!***

Individuals with autism, PTSD, hearing impairments, etc. can control the settings of their headsets to meet various needs.

## ***Stop Yelling Over The Music***

Catch up with old friends, flirt to your heart's desire, or just take a break from the music. With Silent Sound System® it's as easy as taking off your headphones.

## ***Mix the Vibe!***

With our three channel transmitters, listeners have the power of choice. Rap, country, and electronic music can all live in harmony.

## Accessories



### ***Silent Sound System®***

- Up to 3 channels of audio w/ LED lights (Blue, Red, Green)
- Professional sound quality (Less than 1% distortion)
- 1 transmitter that can be placed anywhere
- Easy "Plug and Play" setup!

### ***Mobile Listening***



- Silent Disco Headphones (12-hour battery life)
- Headphone charger (charges up to 16 headphones)
- 1 battery-powered transmitter with microphone (10-hour battery life)
- Locking storage tote (for orders of 30 headphones and above)
- Aux input port allows for easy connection to BASSpak®

### ***Giant Inflatable Headphones***




- Fits a 5-foot table for DJ equipment inside the headphones.
- Ideal for use at musical events, shopping malls, theme parks, museums, municipalities, Schools, and much more.
- Remarkable marketing and promotional opportunities for promoters and venue owners.

*Souvenir Photo Op • Attention-Getter  
Party Item • Decorative • Revenue Generator  
Family Fun*

***silentsoundsystem.com***

**1-877-GO-SILENT**



***Gaming with BASSpak® brings the experience to a whole new level!***



***Product Registration***



[basspak.com/my-account/](https://basspak.com/my-account/)